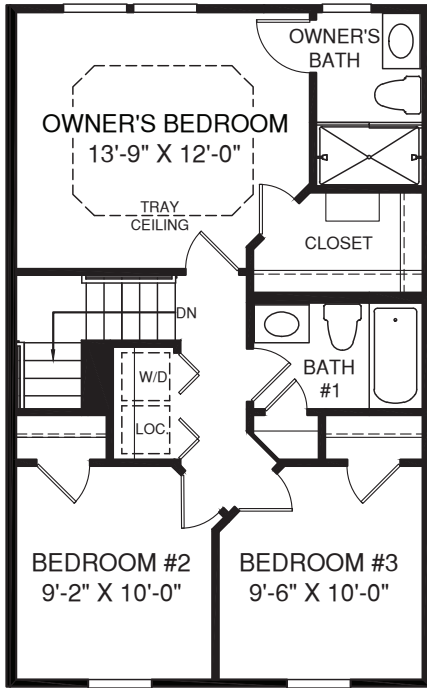


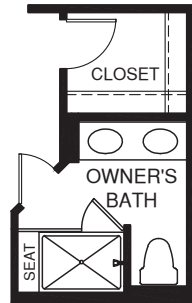
BEETHOVEN



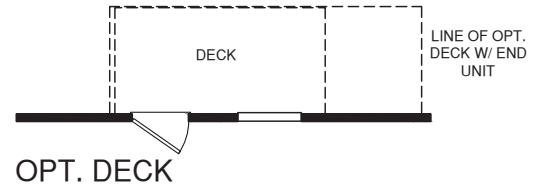
LOWER LEVEL ENTRY WITH REAR GARAGE



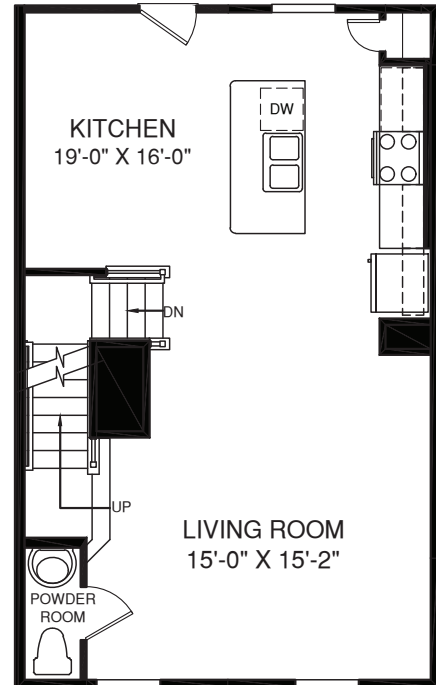
UPPER LEVEL



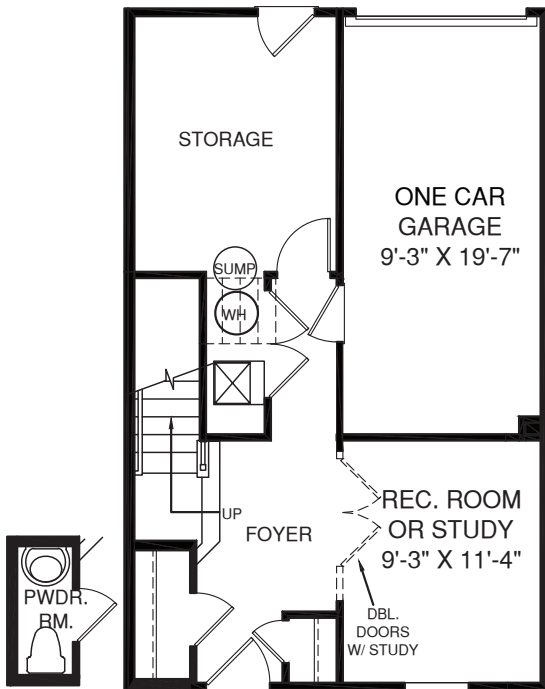
OPT. OWNER'S BATH SHOWER ALT. LAYOUT



OPT. DECK



MAIN LEVEL



OPT. POWDER ROOM

LOWER LEVEL



Although all illustrations and specifications are believed correct at the time of publication, the right is reserved to make changes, without notice or obligation. Windows, doors, ceilings, and room sizes may vary depending on the options and elevations selected. Optional items indicated are available at additional cost. This brochure is for illustrative purposes only and not part of a legal contract. It is recommended that the architectural blueprints be reserved for further clarification of features. Not all features are shown. Please ask our Sales and Marketing Representative for complete information.

Elevations shown are artist's concepts. Floor plans may vary per elevation. Ryan Homes reserves the right to make changes without notice or prior obligation.

RY10238EE0E02BLR ATL 1C

